

FOR RELEASE JULY 9, 2020

Majority of Public Favors Giving Civilians the Power to Sue Police Officers for Misconduct

Little public support for cuts in spending on local policing

FOR MEDIA OR OTHER INQUIRIES:

Carroll Doherty, Director of Political Research

Jocelyn Kiley, Associate Director, Research

Nida Asheer, Communications Manager

Calvin Jordan, Communications Associate

202.419.4372

www.pewresearch.org

RECOMMENDED CITATION

Pew Research Center, July, 2020, "Majority of Public Favors Giving Civilians the Power to Sue Police Officers for Misconduct"

About Pew Research Center

Pew Research Center is a nonpartisan fact tank that informs the public about the issues, attitudes and trends shaping the world. It does not take policy positions. The Center conducts public opinion polling, demographic research, content analysis and other data-driven social science research. It studies U.S. politics and policy; journalism and media; internet, science and technology; religion and public life; Hispanic trends; global attitudes and trends; and U.S. social and demographic trends. All of the Center's reports are available at www.pewresearch.org. Pew Research Center is a subsidiary of The Pew Charitable Trusts, its primary funder.

© Pew Research Center 2020

How we did this

Pew Research Center conducted this study to understand how Americans are viewing proposals aimed at addressing policing in the aftermath of the widely covered deaths of several Black people in police custody, as well as widespread protests against racism and excessive use of force by police. For this analysis, we surveyed 4,708 U.S. adults in June 2020. Everyone who took part is a member of Pew Research Center's American Trends Panel (ATP), an online survey panel that is recruited through national, random sampling of residential addresses. This way nearly all U.S. adults have a chance of selection. The survey is weighted to be representative of the U.S. adult population by gender, race, ethnicity, partisan affiliation, education and other categories. Read more about the [ATP's methodology](#).

Here are the [questions used for the report](#), along with responses, and its [methodology](#).

Majority of Public Favors Giving Civilians the Power to Sue Police Officers for Misconduct

Little public support for cuts in spending on local policing

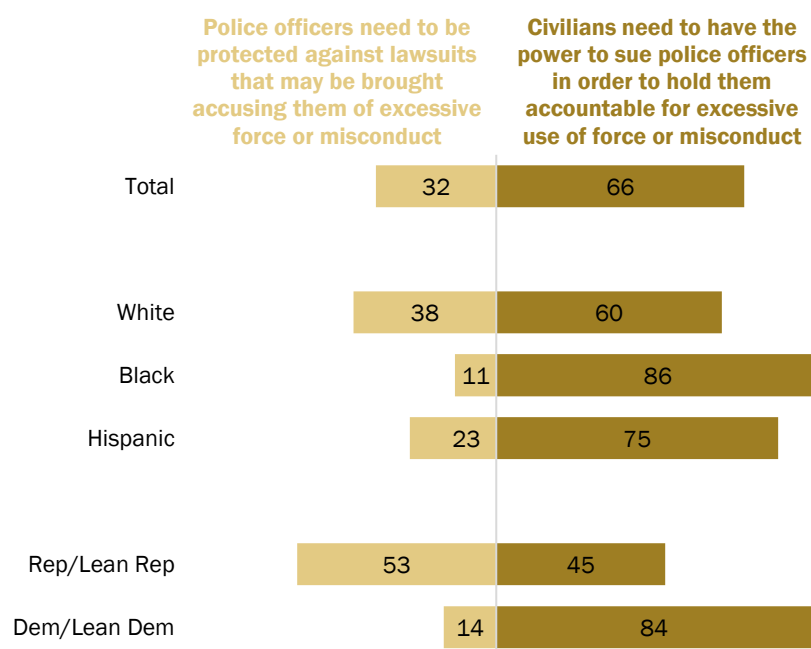
With legislation to address racism and the use of excessive force by law enforcement stalled in Congress, there is broad public support in the United States for permitting citizens to sue police officers in order to hold them accountable for misconduct or using excessive force.

The legal doctrine of “[qualified immunity](#)” generally protects officers from being held personally liable in lawsuits unless they commit clear violations of law. A proposal to limit qualified immunity has emerged as [a stumbling block](#) in the congressional debate over policing.

Two-thirds of Americans (66%) say that civilians need to have the power to sue police officers to hold them accountable for misconduct and excessive use of force, even if that makes the officers’ jobs more difficult. Just 32% say that, in order for police officers to do their jobs effectively, they need to be shielded from such lawsuits.

Two-thirds of Americans say civilians need to have the power to sue police officers for using excessive force

% who say ...



Notes: No answer responses not shown. White and Black adults include those who report being only one race and are not Hispanic; Hispanics are of any race. See topline for full question wording.

Source: Survey of U.S. adults conducted June 16-22, 2020.

PEW RESEARCH CENTER

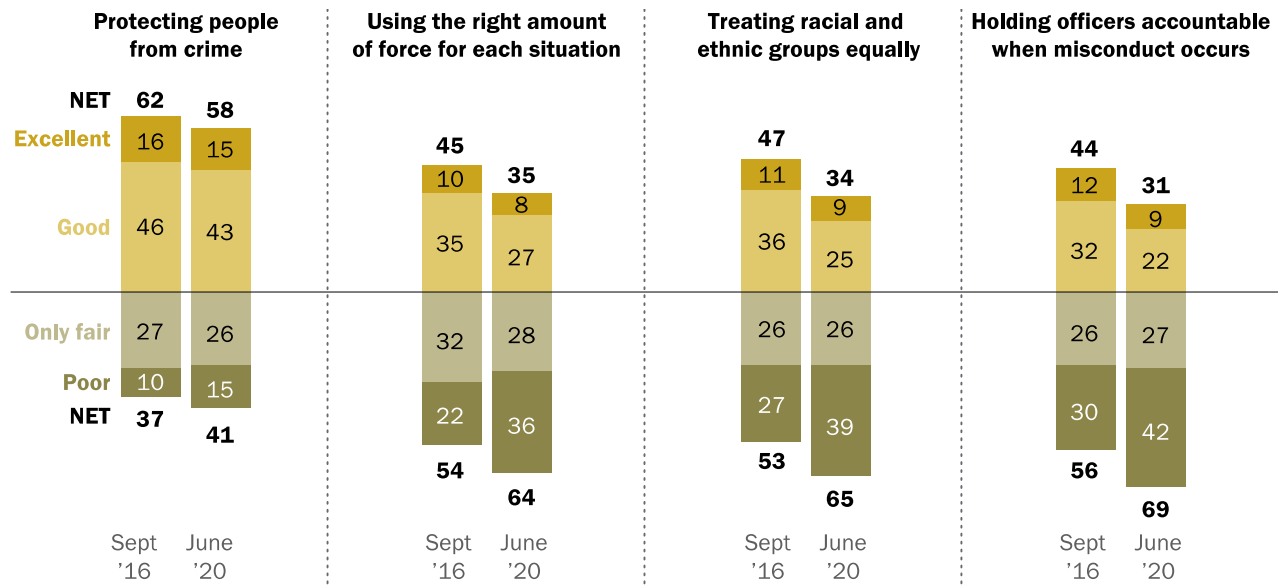
About eight-in-ten Black adults (86%) favor permitting citizens to sue police officers to hold them accountable for misconduct, as do 75% of Hispanic adults and 60% of white adults. There also are sizable partisan differences in views of qualified immunity, reflecting the divisions over the issue in Congress. A majority of Democrats and Democratic-leaning independents (84%) say citizens

need the power to sue police officers for the use of excessive force and misconduct, compared with 45% of Republicans and Republican leaners.

The national survey, conducted June 16-22 among 4,708 adults using Pew Research Center's American Trends Panel, finds that the public's evaluations of police performance in several key areas have declined since [the Center last explored attitudes among police officers and the public in 2016](#).

Declining shares of Americans give police forces positive ratings for using force appropriately, treating racial groups equally and holding officers accountable

% who say police around the country are doing an ____ job of ...



Note: No answer responses not shown.

Source: Survey of U.S. adults conducted June 16-22, 2020.

PEW RESEARCH CENTER

A 58% majority of Americans say police around the country do an excellent or good job of protecting people from crime, which is little changed from the share who said this four years ago (62%). However, there have been double-digit declines in the shares who say police forces do an excellent or good job of using the right amount of force for each situation (from 45% in 2016 to 35% today), treating racial and ethnic groups equally (47% to 34%) and holding officers accountable when misconduct occurs (44% to 31%).

The declines on all three measures have been comparable among Black and white adults. Democrats are far less positive about police performance than they were in 2016, while the change among Republicans has been less pronounced.

For example, just 10% of Democrats say police around the country do an excellent or good job in treating racial and ethnic groups equally, down from 27% in 2016. Nearly two-thirds of Republicans (64%) have a positive view of how police around the country do in treating racial and ethnic groups equally, which is a modest decline from four years ago (71%).

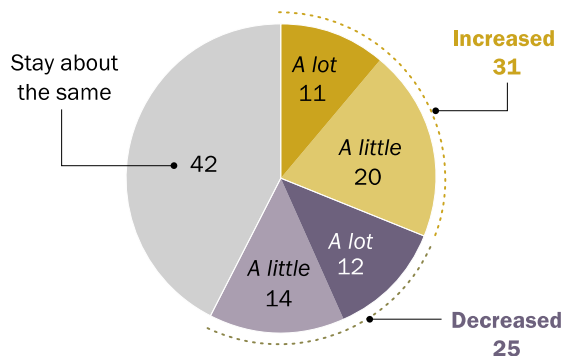
The survey finds little support for reducing spending on policing. Just 25% of Americans say spending on policing in their area should be decreased, with only 12% saying it should be decreased a lot; another 14% say it should be reduced a little.

A 73% majority say that spending on their local police should stay about the same as it is now (42%) or be increased from its current level (31%). While Black adults are more likely than whites to favor cuts in police budgets, fewer than half of Black adults (42%) say spending on policing in their areas should be reduced. That is double the share of white adults who favor cutting funding for their local police (21%).

There also are sizable age differences in views of funding for policing. Among both Black and white adults, those under age 50 are far more likely to support decreased funding for police in their areas than are those 50 and older.

Far more Americans favor keeping spending on policing at current levels – or increasing it – than cutting spending

% who say spending on policing in your area should be ...



Note: No answer responses not shown.

Source: Survey of U.S. adults conducted June 16-22, 2020.

PEW RESEARCH CENTER

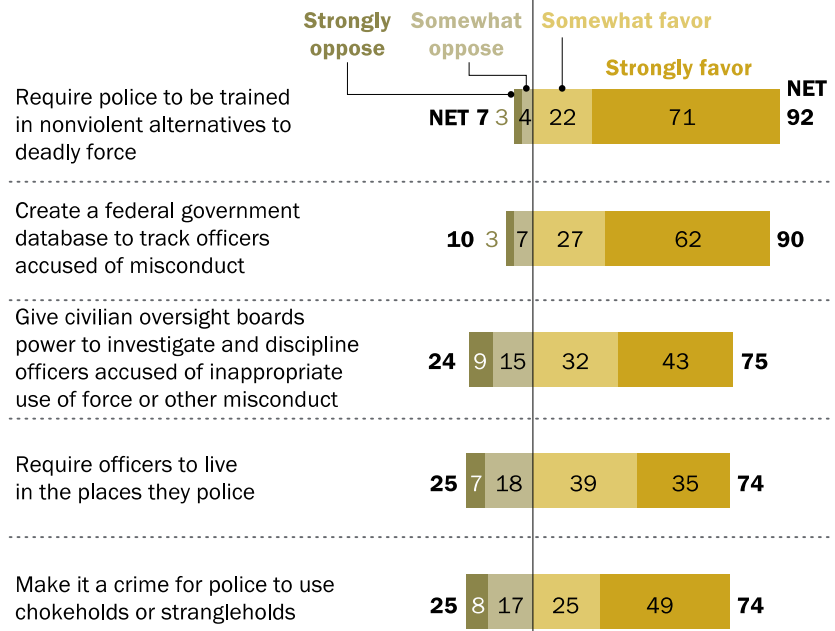
The survey finds that Americans overwhelmingly favor requiring police to be trained in nonviolent alternatives to deadly force; 92% support this proposal, including 71% who strongly favor it.

Several other policing proposals draw broad support as well: 90% of the public favors a federal government database to track officers accused of misconduct. Three-quarters support giving civilian oversight boards the power to investigate and discipline officers accused of misconduct, and similar shares favor requiring officers to live in the places they police and outlawing police use of chokeholds or strangleholds.

While majorities of both parties and of Black, white and Hispanic adults favor each of these proposals, there are substantial differences in intensity of support on most of them. For example, while large shares of Black (87%) and white adults (71%) favor outlawing police use of chokeholds or strangleholds, nearly three-quarters of Black adults (74%) *strongly* favor this proposal, compared with fewer than half of white adults (44%).

Broad support for several policing policies, including making it a crime for police to use chokeholds

% who ___ each of the following proposals about policing in this country



Note: No answer responses not shown.
Source: Survey of U.S. adults conducted June 16-22, 2020.

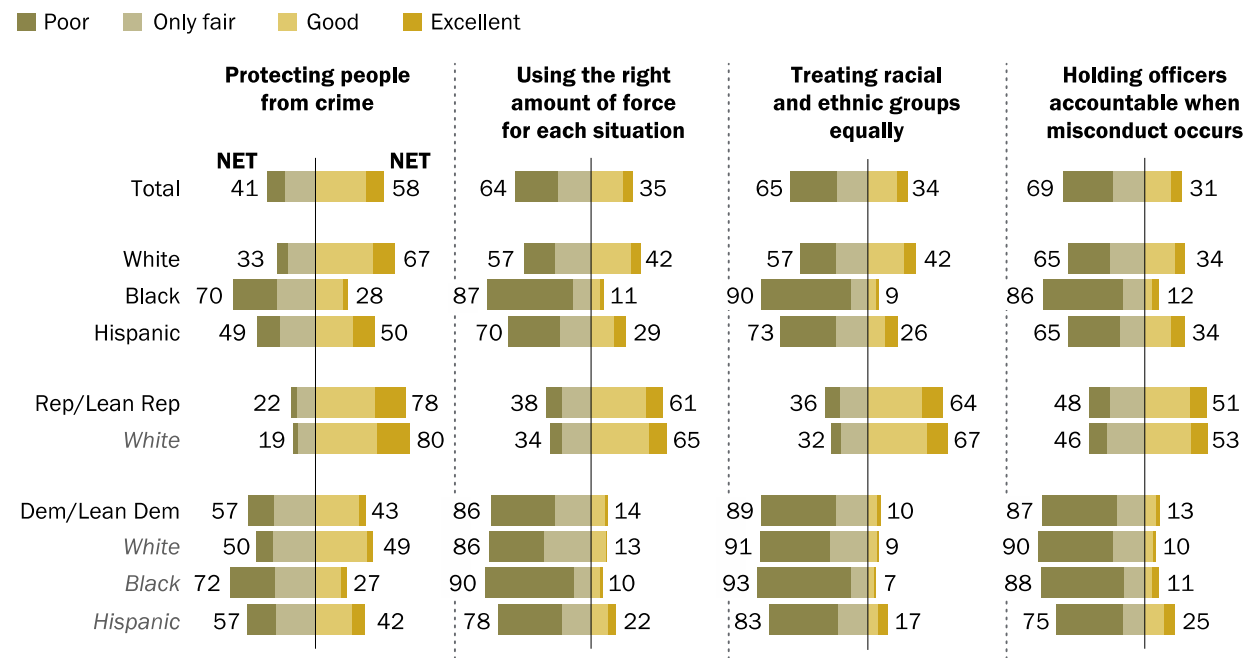
PEW RESEARCH CENTER

Wide racial, partisan gaps in views of police performance

Americans are divided along partisan and racial lines in their evaluations of police. Across four measures of police performance, white adults are consistently more positive about the performance of police around the country than Black adults, and Republicans are much more positive than Democrats. While the partisan divide in positive evaluations of the police on most of these dimensions is nearly as wide among whites as it is overall, Black Democrats are more likely than their white counterparts to say that the police perform poorly.

Black adults are highly critical of police performance in several areas, including protecting people from crime; far fewer white adults express negative views

% who say police around the country are doing a ___ job of ...



Note: White and Black adults include those who report being only one race and are not Hispanic; Hispanics are of any race.

Source: Survey of U.S. adults conducted June 16-22, 2020.

PEW RESEARCH CENTER

Overall, a majority of Americans (58%) say that police around the country are doing an excellent or good job of protecting people from crimes – a view held by 78% of Republicans and Republican leaners but 43% of Democrats and Democratic leaners. Two-thirds of white adults (67%) say the police are doing a good or excellent job of protecting people, while just 28% of Black adults say the same. Half of Hispanic adults say police do an excellent or good job of protecting people.

There are racial and ethnic divides among Democrats in these views: While just 27% of Black Democrats say police do an excellent or good job protecting people from crime (and fully 72% say they do a poor job of this), about half of white Democrats (49%) and 42% of Hispanic Democrats say the same.

Public ratings of the police in three other areas – using the right amount of force for each situation, treating racial and ethnic groups equally and holding officers accountable when misconduct occurs – are considerably more negative, with more than six-in-ten Americans rating police performance in these domains as only fair or poor. Black Americans are especially likely to rate police negatively in each of these areas.

However, majorities of Republicans say that police are doing an excellent or good job of using the right amount of force for each situation (61%) and treating racial and ethnic groups equally (64%). About half of Republicans (51%) say that police around the country are doing an excellent or good job of holding officers accountable when misconduct occurs. Fewer than two-in-ten Democrats rate police positively in these areas.

While only about one-in-ten white Democrats and Black Democrats rate police performance in these three areas positively, Black Democrats are significantly more likely than white Democrats to say police are doing a *poor* job in each of these areas. For example, three-quarters of Black Democrats say that police are doing a poor job of using the right amount of force for each situation, compared with 46% of white Democrats who say this.

Hispanic Democrats are more positive in their evaluations of police performance in these domains than both white and Black Democrats; still, majorities rate police performance in these areas as only fair or poor.

Overall ratings of the police have declined since 2016

Americans' ratings of police performance are lower than they were four years ago, and while substantial racial and partisan divides remain, these declines are largely seen among both white and Black adults.

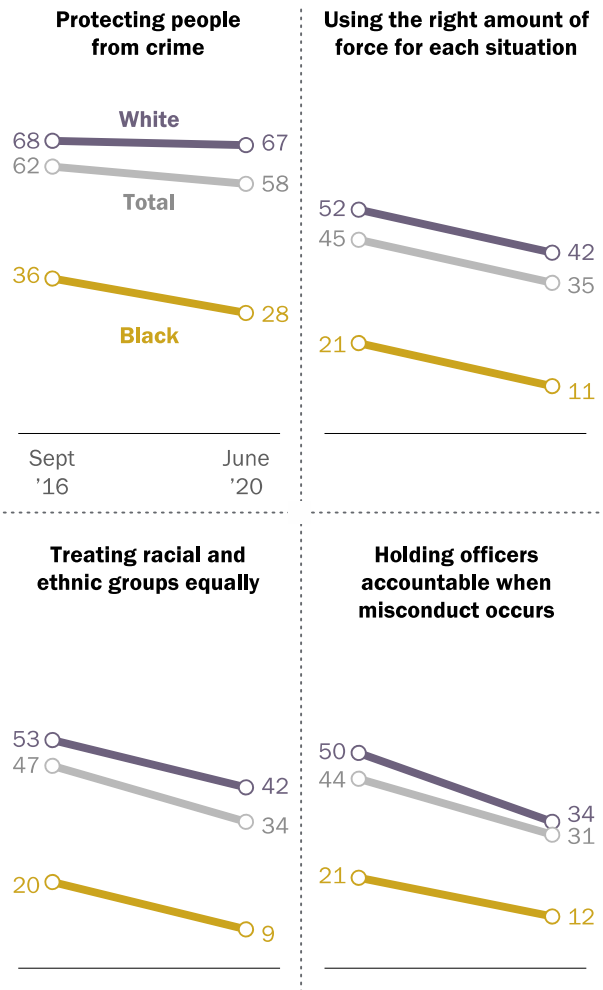
The share of white Americans who say police are doing an excellent or good job of holding officers accountable for misconduct has fallen from half in 2016 to about one-third today (34%). The share of Black Americans who say this has also declined, from 21% to 12%.

The shares of white and Black adults who say police around the country are doing an excellent or good job of using the right amount of force have declined by identical amounts – 10 percentage points each – since 2016. The shares saying police are doing an excellent or good job of treating racial and ethnic groups equally have also declined by identical amounts (11 points each).

There has been no significant change since 2016 in the shares of white and Black Americans saying that police are doing an excellent or good job of protecting people from crime.

Black and white Americans less likely to rate police positively than in fall of 2016

% who say police around the country are doing an excellent/good job of ...



Note: White and Black adults include those who report being only one race and are not Hispanic.

Source: Survey of U.S. adults conducted June 16-22, 2020.

PEW RESEARCH CENTER

While overall public evaluations of police performance have become more negative since 2016, declines among Democrats have generally been steeper than among Republicans.

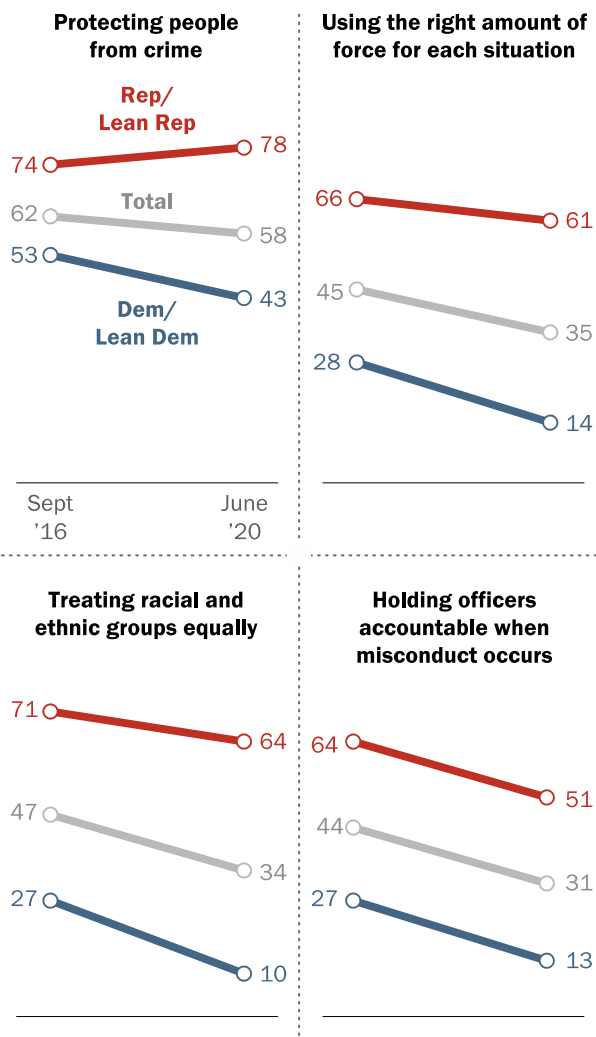
Republicans today are about as likely to say that police around the country do an excellent or good job of protecting people from crime as they were four years ago (78% today vs. 74% in 2016). Among Democrats, about four-in-ten (43%) say that police do an excellent or good job of protecting people, down from about half (53%) in 2016.

Republicans are only slightly less likely to say police do an excellent or good job of treating racial and ethnic groups equally or using the right amount of force for each situation than they were previously, but Democrats' views on police performance in these areas have shifted downward more substantially. The share of Democrats who say police use appropriate force has decreased from 28% to 14%. And just one-in-ten Democrats now say that police do an excellent or good job of treating racial and ethnic groups equally, compared with about one-quarter (27%) who said this four years ago.

Republicans have changed the most in their views of police accountability. While nearly two-thirds (64%) said that police did an excellent or good job of holding officers accountable when misconduct occurs in 2016, only about half (51%) now say this. The share of Democrats who say police do an excellent or good job of holding officers accountable has decreased by a similar amount, from 27% to 13%.

Partisan gap on several evaluations of police performance wider than in 2016

% who say police around the country are doing an excellent/good job of ...



Source: Survey of U.S. adults conducted June 16-22, 2020.

PEW RESEARCH CENTER

Broad public support for several policing reform proposals

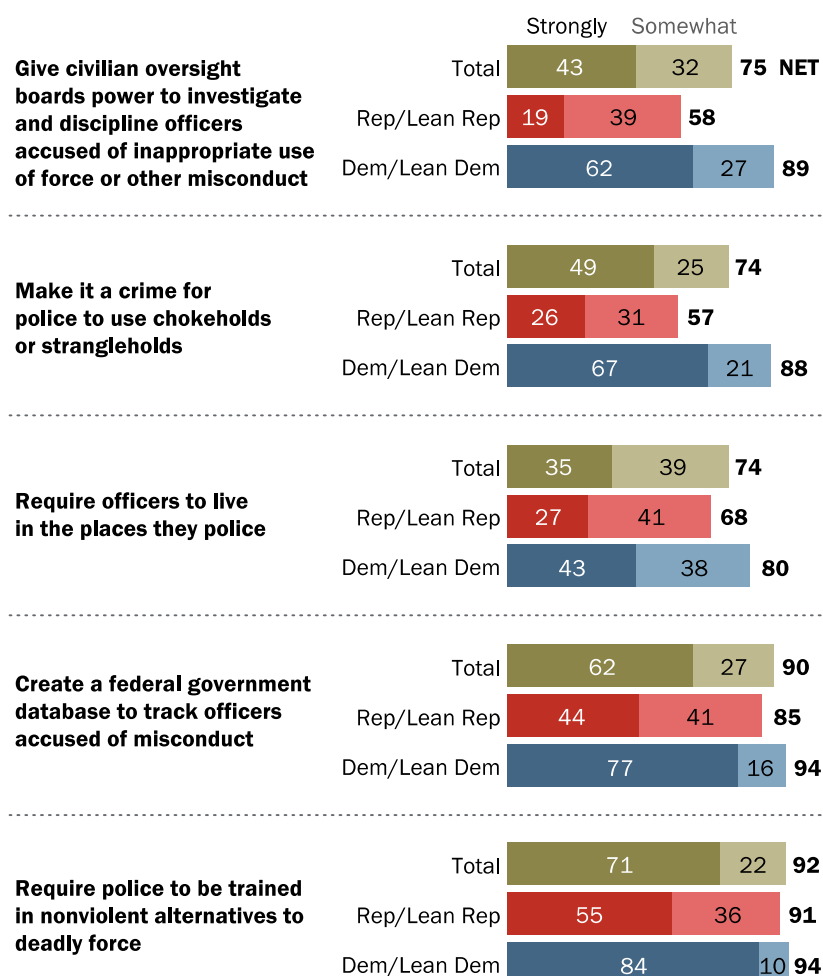
There is majority support among the public – and in both parties – for five policy proposals about policing included in the survey. However, there are still sizable partisan differences in these views.

Eight-in-ten or more Democrats either strongly or somewhat favor each of the five proposals, while there is more variation among Republicans. Even on policies where there is overwhelming bipartisan support – such as requiring police to be trained in nonviolent alternatives to deadly force, favored by nine-in-ten or more in both parties – Democrats are more likely than Republicans to *strongly* support such a policy (84% vs. 55%).

An overwhelming majority of Democrats (89%) say they favor giving civilian oversight boards power to investigate and discipline officers accused of misconduct, with 62% saying they strongly favor this. A narrower majority (58%) of Republicans say they either strongly or somewhat favor oversight boards (19% strongly favor). There is a similar pattern of opinion about making it a crime for police to use chokeholds or strangleholds (88% of Democrats and 57% of Republicans favor this).

Democrats more likely than Republicans to say they favor several police reform proposals

% who say they *strongly/somewhat favor* each of the following ...



Source: Survey of U.S. adults conducted June 16-22, 2020.

PEW RESEARCH CENTER

Overwhelming majorities of both Republicans (85%) and Democrats (94%) favor creating a federal government database to track officers accused of misconduct. However, while about three-quarters of Democrats (77%) strongly favor this proposal, fewer than half of Republicans say the same (44%).

Large majorities of Republicans (91%) and Democrats (94%) also favor requiring police to be trained in nonviolent alternatives to deadly force. Among Democrats, 84% say they strongly favor this policy, while slightly more than half of Republicans (55%) say the same.

While majorities of white (71%), Black (82%) and Hispanic (81%) Americans favor giving civilian boards power to investigate and discipline officers, Black and Hispanic Americans are more likely than white Americans to favor this – and to do so strongly.

Nearly nine-in-ten Black adults (87%) favor making it a crime for police to use chokeholds or strangleholds, including 74% who do so strongly. This proposed policy is supported by 71% of white adults and 75% of Hispanic adults.

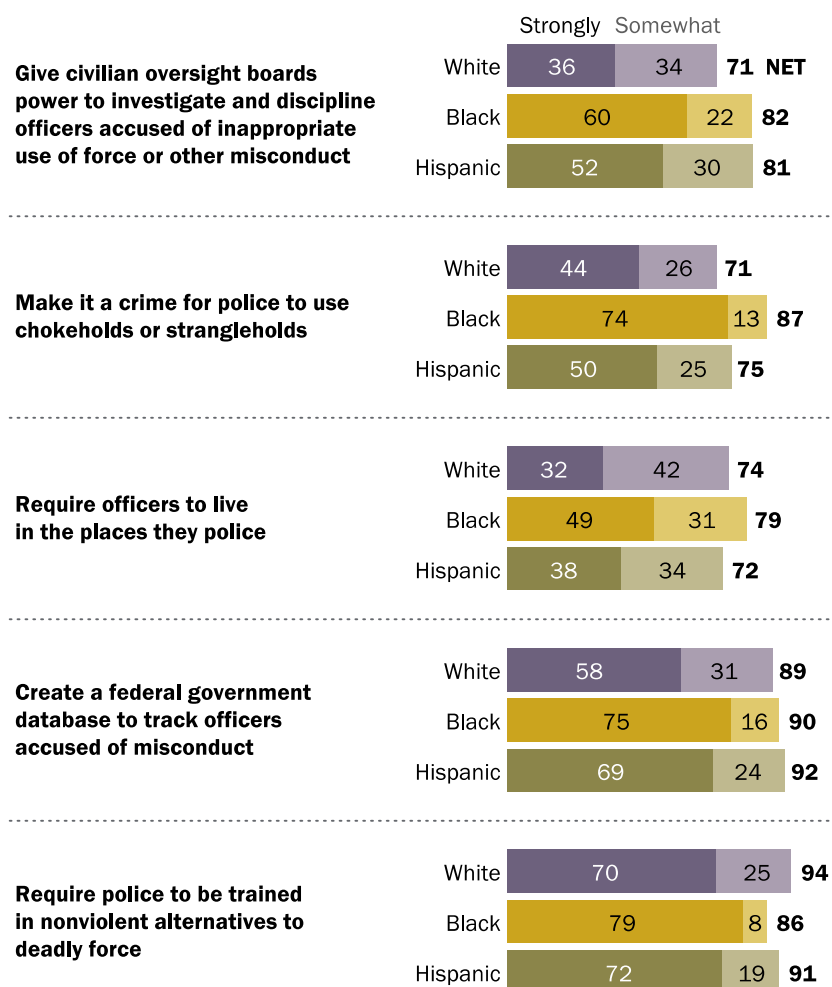
Seven-in-ten or more white (74%), Black (79%) and Hispanic (72%) adults say they favor requiring officers to live in the places they police, with Black Americans somewhat more likely than Hispanic and white Americans to strongly favor this.

And while the creation of a federal government database to track officers accused of misconduct is supported by wide majorities across racial and ethnic groups, Black adults are more likely than white adults to strongly favor this proposal.

Overwhelming majorities across racial and ethnic groups say they favor requiring police to be trained in nonviolent alternatives to deadly force, with at least seven-in-ten saying they *strongly* favor this.

Black Americans more likely than white Americans to strongly favor several policing proposals

% who say they *strongly/somewhat* favor each of the following ...



Note: White and Black adults include those who report being only one race and are not Hispanic; Hispanics are of any race.

Source: Survey of U.S. adults conducted June 16-22, 2020.

PEW RESEARCH CENTER

Just a quarter of the public says spending on police should be decreased

About four-in-ten Americans (42%) say spending on policing in their area should stay about the same, while 31% say it should be increased and 25% say it should be decreased.

Support for decreasing spending on policing is higher among younger adults, Black adults, and Democrats and Democratic leaners, though even in these groups fewer than half say spending should be decreased.

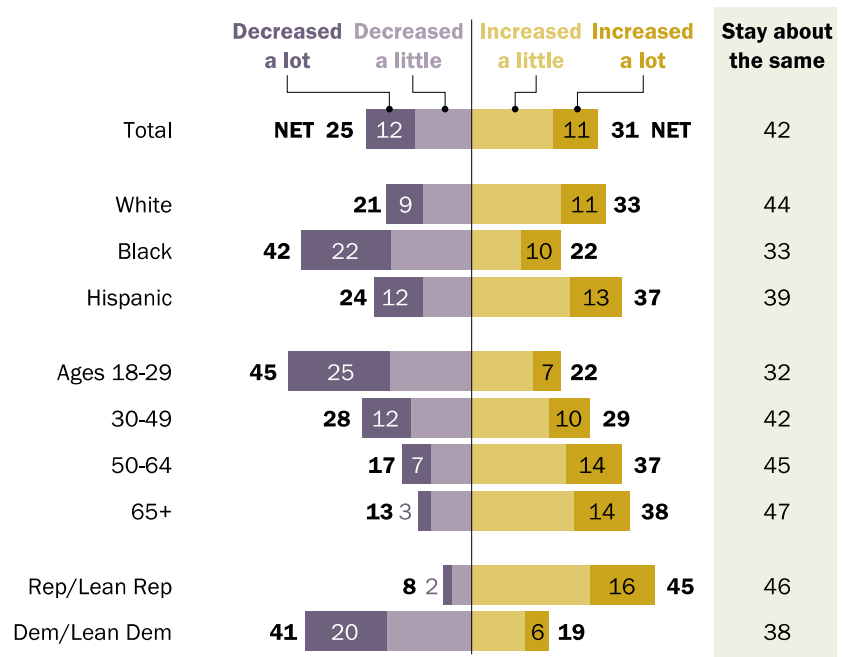
Adults under 30 are much more likely than others to say that police spending should be decreased: 45% of those ages 18 to 29 say this, while 28% of those 30 to 49 and only 15% of those 50 and older say the same. Those over the age of 50 are more likely than younger Americans to say spending should be *increased* (37% say this, compared with 29% of 30- to 49-year-olds and 22% of those under 30).

About four-in-ten Black adults (42%) say spending on police in their area should decrease, including 22% who say spending should be decreased a lot. One-third of Black adults say spending should stay the same, while 22% say it should be increased.

In contrast, about two-in-ten white adults (21%) and a similar share of Hispanic adults (24%) say police spending in their area should be decreased, while larger shares in both groups (33% and 37%, respectively) say spending should be increased.

Black adults and young people most likely to say spending on police should be decreased

% who say spending on policing in your area should be ...



Notes: No answer responses not shown. White and Black adults include those who report being only one race and are not Hispanic; Hispanics are of any race.

Source: Survey of U.S. adults conducted June 16-22, 2020.

PEW RESEARCH CENTER

Among Democrats and Democratic-leaning independents, 41% say spending on the police should be decreased, while just 8% of Republicans say the same. By comparison, 45% of Republicans and just 19% of Democrats that spending on the police should be increased (46% of Republicans and 38% of Democrats say spending should stay the same).

Among Democrats there are sizable age and ideological differences on this question.

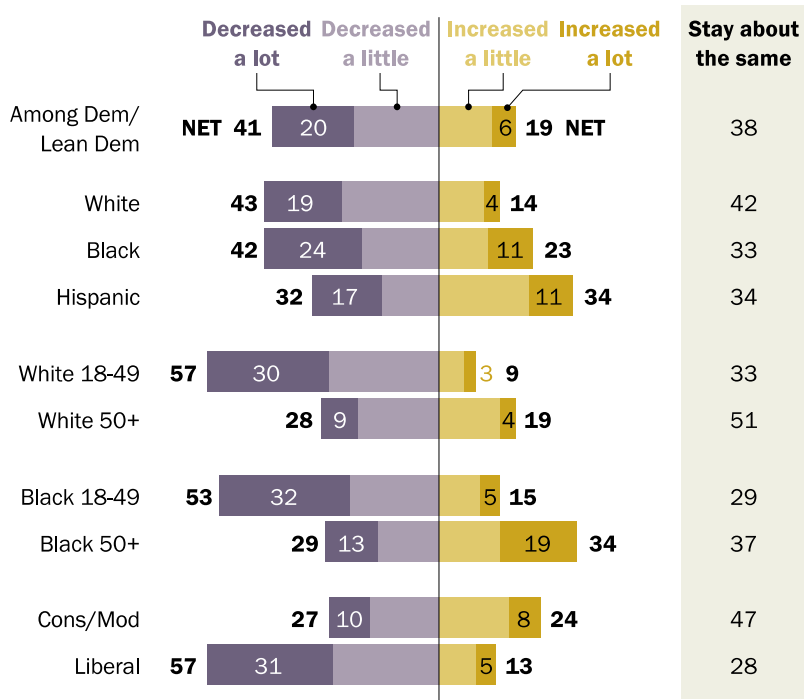
White and Black Democrats are nearly equally likely to say that spending should be decreased (43% and 42% respectively); Hispanic Democrats are somewhat less likely to say this (32%). And while 34% of Hispanic Democrats say funding should be increased, that compares with 23% of Black Democrats and just 14% of white Democrats.

Younger Democrats are far more likely to say that spending on the police should be decreased. Similar majorities of white (57%) and Black (53%) Democrats under the age of 50 say that spending should be decreased, with nearly a third saying it should be decreased a lot (30% and 32%, respectively). By comparison, only about three-in-ten white and Black Democrats ages 50 and older (28% and 29%, respectively) say police spending should be decreased.

Liberal Democrats are much more likely to say that police spending should be decreased than conservative and moderate Democrats (57% vs. 27%). Democrats who say they are “very” liberal

Among Democrats, support for cutting police spending higher among liberals, younger adults

% of Dem/Lean Dem who say spending on policing in your area should be ...



Notes: No answer responses not shown. White and Black adults include those who report being only one race and are not Hispanic; Hispanics are of any race. Source: Survey of U.S. adults conducted June 16-22, 2020.

PEW RESEARCH CENTER

are particularly likely to hold this view – 68% say funding for police should be decreased, compared with 52% among those who say they are liberal (but not very liberal).

Democrats and younger Republicans back ending qualified immunity

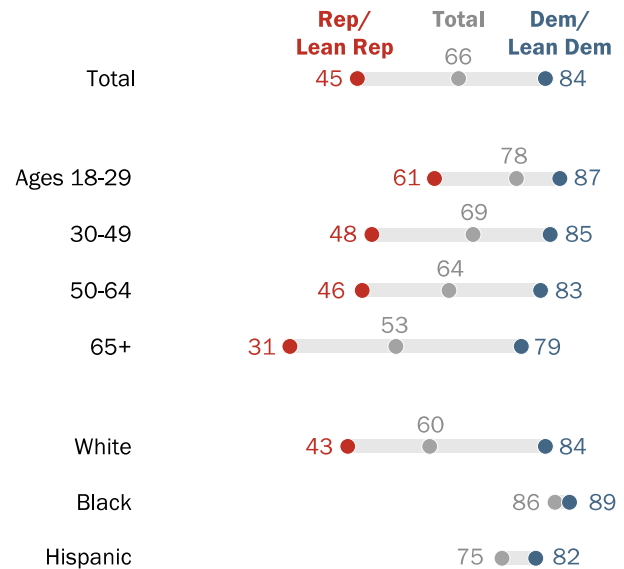
Among Republicans, there are sizable divides by age when it comes to whether civilians should be able to sue the police: 61% of Republicans ages 18 to 29 say civilians need to have the power to sue police officers in order to hold them accountable, compared with about half of those 30 to 64 (47%) and just 31% of those 65 and older.

While at least three-quarters of Democrats in all age groups say that civilians should be able to sue the police, younger Democrats are more likely to say this: 87% of Democrats ages 18 to 29 say civilians need the power to sue the police, while slightly fewer Democrats 65 and older say the same (79%).

Eight-in-ten or more white (84%), Black (89%) and Hispanic (82%) Democrats say that civilians should have the power to sue police. White Democrats are much more likely than white Republicans to say this (84% vs. 43%).

Stark GOP age divide over whether civilians should be able to sue police

% who say, even if it might make police officers' jobs more difficult, civilians need to have the power to sue in order to hold officers accountable



Note: White and Black adults include those who report being only one race and are not Hispanic; Hispanics are of any race.
Source: Survey of U.S. adults conducted June 16-22, 2020.

PEW RESEARCH CENTER

Acknowledgments

This report is a collaborative effort based on the input and analysis of the following individuals:

Research team

Carroll Doherty, *Director, Political Research*
Jocelyn Kiley, *Associate Director, Political Research*
Andrew Daniller, *Research Associate*
Bradley Jones, *Research Associate*
Hannah Hartig, *Research Associate*
Amina Dunn, *Research Analyst*
Hannah Gilberstadt, *Research Assistant*
Ted Van Green, *Research Assistant*
Vianney Gomez, *Research Assistant*

Communications and editorial

Nida Asheer, *Communications Manager*
Calvin Jordan, *Communications Associate*
David Kent, *Senior Copy Editor*

Graphic design and web publishing

Alissa Scheller, *Information Graphics Designer*
Sara Atske, *Associate Digital Producer*

Methodology

Nick Bertoni, *Senior Panel Manager*
Arnold Lau, *Research Analyst*

Methodology

The American Trends Panel survey methodology

The American Trends Panel (ATP), created by Pew Research Center, is a nationally representative panel of randomly selected U.S. adults. Panelists participate via self-administered web surveys. Panelists who do not have internet access at home are provided with a tablet and wireless internet connection. The panel is being managed by Ipsos.

Data in this report is drawn from the panel wave conducted June 16 to June 22, 2020. A total of 4,708 panelists responded out of 6,080 who were sampled, for a response rate of 77%.

This does not include one panelist who was removed from the data due to extremely high rates of refusal or straightlining. The cumulative response rate accounting for nonresponse to the recruitment surveys and attrition is 4.3%. The break-off rate among panelists who logged on to the survey and completed at least one item is 1.4%. The margin of sampling error for the full sample of 4,708 respondents is plus or minus 1.8 percentage points.

American Trends Panel recruitment surveys

Recruitment dates	Mode	Invited	Joined	Active panelists remaining
Jan. 23 to March 16, 2014	Landline/ cell RDD	9,809	5,338	2,307
Aug. 27 to Oct. 4, 2015	Landline/ cell RDD	6,004	2,976	1,335
April 25 to June 4, 2017	Landline/ cell RDD	3,905	1,628	684
Aug. 8 to Oct. 31, 2018	ABS/web	9,396	8,778	6,407
Aug. 19 to Nov. 30, 2019	ABS/web	5,900	4,720	4,682
	Total	35,014	23,440	15,415

Note: Approximately once per year, panelists who have not participated in multiple consecutive waves or who did not complete an annual profiling survey are removed from the panel. Panelists also become inactive if they ask to be removed from the panel.

PEW RESEARCH CENTER

This study featured a stratified random sample from the ATP. The sample was allocated according to the following strata, in order: tablet households, Mexican-born Hispanics, U.S.-born Hispanics, other foreign-born Hispanics, Cuban-born Hispanics, non-internet, high school education or less, not registered to vote, nonvolunteers, people ages 18 to 34, non-Hispanic Blacks, and all other categories not already falling into any of the above.

The ATP was created in 2014, with the first cohort of panelists invited to join the panel at the end of a large, national, landline and cellphone random-digit-dial survey that was conducted in both English and Spanish. Two additional recruitments were conducted using the same method in 2015

and 2017, respectively. Across these three surveys, a total of 19,718 adults were invited to join the ATP, of which 9,942 agreed to participate.

In August 2018, the ATP switched from telephone to address-based recruitment. Invitations were sent to a random, address-based sample (ABS) of households selected from the U.S. Postal Service's Delivery Sequence File. In each household, the adult with the next birthday was asked to go online to complete a survey, at the end of which they were invited to join the panel. For a random half-sample of invitations, households without internet access were instructed to return a postcard. These households were contacted by telephone and sent a tablet if they agreed to participate. A total of 9,396 were invited to join the panel, and 8,778 agreed to join the panel and completed an initial profile survey. The same recruitment procedure was carried out on August 19, 2019, from which a total of 5,900 were invited to join the panel and 4,720 agreed to join the panel and completed an initial profile survey. Of the 23,440 individuals who have ever joined the ATP, 15,415 remained active panelists and continued to receive survey invitations at the time this survey was conducted.

The U.S. Postal Service's Delivery Sequence File has been estimated to cover as much as 98% of the population, although some studies suggest that the coverage could be in the low 90% range.¹ The American Trends Panel never uses breakout routers or chains that direct respondents to additional surveys.

¹ AAPOR Task Force on Address-based Sampling. 2016. "[AAPOR Report: Address-based Sampling.](#)"

Weighting

The ATP data was weighted in a multistep process that begins with a base weight incorporating the respondents' original selection probability. The next step in the weighting uses an iterative technique that aligns the sample to population benchmarks on the dimensions listed in the accompanying table.

Sampling errors and test of statistical significance take into account the effect of weighting. Interviews are conducted in both English and Spanish.

In addition to sampling error, one should bear in mind that question wording and practical difficulties in conducting surveys can introduce error or bias into the findings of opinion polls.

Weighting dimensions

Variable	Benchmark source
Gender	2018 American Community Survey
Age	
Education	
Race/Hispanic origin	
Born inside vs. outside the U.S. among Asians	
Country of birth among Hispanics	
Years lived in the United States	
Home internet access	
Region x Metropolitan status	2019 CPS March Supplement
Volunteerism	2017 CPS Volunteering & Civic Life Supplement
Voter registration	2018 CPS Voting and Registration Supplement
Party affiliation	Average of the three most recent Pew Research Center telephone surveys.

Note: Estimates from the ACS are based on non-institutionalized adults. Voter registration is calculated using procedures from Hur, Achen (2013) and rescaled to include the total U.S. adult population.

PEW RESEARCH CENTER

The following table shows the unweighted sample sizes and the error attributable to sampling that would be expected at the 95% level of confidence for different groups in the survey:

Survey of U.S. adults conducted June 16-22, 2020

Group	Unweighted sample size	Weighted %	Plus or minus ...
Total sample	4,708		1.8 percentage points
Rep/Lean Rep	1,994	44	2.7 percentage points
Dem/Lean Dem	2,545	52	2.5 percentage points
Non-Hispanic white	3,120	64	2.1 percentage points
Non-Hispanic Black	474	12	5.5 percentage points
Hispanic	742	15	5.4 percentage points

Sample sizes and sampling errors for other subgroups are available upon request.

© Pew Research Center, 2020

**2020 PEW RESEARCH CENTER'S AMERICAN TRENDS PANEL
WAVE 69 June 2020
June 16-22, 2020
N=4,708**

ADDITIONAL QUESTIONS PREVIOUSLY RELEASED**ADDITIONAL QUESTIONS HELD FOR FUTURE RELEASE****ASK ALL:**

POLICE3F2

How would you rate the job police around the country are doing when it comes to each of the following?

	<u>Excellent</u>	<u>Good</u>	<u>Only fair</u>	<u>Poor</u>	<u>No answer</u>
a. Holding officers accountable when misconduct occurs					
June 16-22, 2020	9	22	27	42	1
Aug 16-Sept 12, 2016	12	32	26	30	1
b. Using the right amount of force for each situation					
June 16-22, 2020	8	27	28	36	1
Aug 16-Sept 12, 2016	10	35	32	22	1
c. Treating racial and ethnic groups equally					
June 16-22, 2020	9	25	26	39	1
Aug 16-Sept 12, 2016	11	36	26	27	1
d. Protecting people from crime					
June 16-22, 2020	15	43	26	15	1
Aug 16-Sept 12, 2016	16	46	27	10	1

ADDITIONAL QUESTIONS HELD FOR FUTURE RELEASE**ADDITIONAL QUESTIONS PREVIOUSLY RELEASED****ASK ALL:**

POLICE_FUND

Thinking about police departments in your area, do you think that spending on policing should be...

June 16-22,
2020

11	Increased a lot
20	Increased a little
42	Stay about the same
14	Decreased a little
12	Decreased a lot
1	No answer

ASK ALL:

POLICE_POLICIES

Please indicate whether you would favor or oppose each of the following proposals about policing in this country. **[RANDOMIZE ITEMS]**

	<u>Strongly favor</u>	<u>Somewhat favor</u>	<u>Somewhat oppose</u>	<u>Strongly oppose</u>	<u>No answer</u>
a. Require that police officers live in the cities or towns they police					
June 16-22, 2020	35	39	18	7	1

POLICE_POLICIES CONTINUED...	<u>Strongly favor</u>	<u>Somewhat favor</u>	<u>Somewhat oppose</u>	<u>Strongly oppose</u>	<u>No answer</u>
b. Make it a crime for police to use chokeholds or strangleholds June 16-22, 2020	49	25	17	8	1
c. Give civilian oversight boards the power to investigate and discipline police officers accused of inappropriate use of force or other misconduct June 16-22, 2020	43	32	15	9	1
d. Create a federal government database to track police officers who have been accused of misconduct June 16-22, 2020	62	27	7	3	1
e. Require police to be trained in nonviolent alternatives to deadly force June 16-22, 2020	71	22	4	3	*

ASK ALL:

POLICEQ_IMMUNITY Which statement comes closer to your own views — even if neither is exactly right?
[RANDOMIZE]

June 16-22,
2020

32	In order to do their jobs effectively, police officers need to be protected against lawsuits that may be brought by civilians who accuse them of excessive force or misconduct
66	Even if it might make police officers' jobs more difficult, civilians need to have the power to sue police officers in order to hold officers accountable for excessive use of force or misconduct
2	No answer

ADDITIONAL QUESTIONS HELD FOR FUTURE RELEASE**ASK ALL:**

PARTY In politics today, do you consider yourself a:

ASK IF INDEP/SOMETHING ELSE (PARTY=3 or 4) OR MISSING:

PARTYLN As of today do you lean more to...¹

<u>Republican</u>	<u>Democrat</u>	<u>Independent</u>	<u>Something else</u>	<u>No answer</u>	<u>Lean Rep</u>	<u>Lean Dem</u>
28	29	29	12	1	16	23

¹ Party and Partyln asked in a prior survey.